



Installation Instructions

BestRail™ Retractable Tie Downs

Can be used with BestRail™ Accessories:

42792 – 10' Ladder Rack

42791 – BestRail™ Overhead Rack

42795– 12' Ladder Rack

The channels in the BestRail™ are the same as the Overhead Rack and Ladder Rack.

Vehicle Application:

BestRail™ Retractable Tie Downs

Part Number 42794

Fits:

•5-1/2 ft. Full-size Pickup

BestRail™ 42750

•5-3/4 ft. Full-size Pickup

BestRail™ 42760

•6-1/2 ft. Full-size Pickup

BestRail™ 42710

•6-3/4 ft. Full-size Pickup

BestRail™ 42720



•Ford Super Duty Full-size Pickup


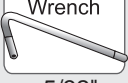
BestRail™ 42740


•8 ft. Full-size Pickup

BestRail™ 42730

www.Bestop.com - We're here to help! Visit our web site and click on "Ask a Question". Click here for more [Truck Accessories by Bestop](#).

INSTALLATION TIME	SKILL LEVEL
 Less Than 15 Minutes	 1 - Easy

TOOLS	
 Safety Glasses	 Allen Wrench 5/32"



! WARNING Maximum load 500 lbs. Always make sure all the knobs are tight.

DO NOT INSTALL THIS PRODUCT ON ANY VEHICLE OTHER THAN THOSE LISTED ABOVE. This product is only designed for the vehicles listed above. Failure to install this product on the proper vehicle could cause injury to the vehicle occupants and damage to the product.

! WARNING This product is designed primarily to enhance the appearance of the vehicle and to shield the occupants from ordinary weather conditions. Do not rely in any way on the components of this product to contain occupants within the vehicle, or to protect against injury or death in the event of an accident. This product will not protect the occupants from falling objects. Never operate the vehicle in excess of manufacturer's specifications.

WEAR SEAT BELTS AT ALL TIMES

Read and follow, precisely, all installation instructions provided when installing product. Failure to do so may result in a poor fit and could place occupants of the vehicle in a potentially dangerous situation.

BestRail™ Retractable Tie Down Installation Instructions

Parts List

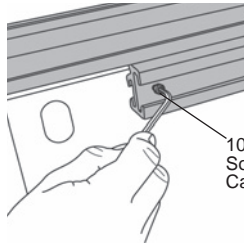
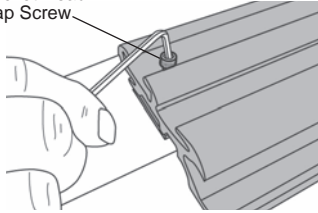
Retractable Tie Down

Qty - 2

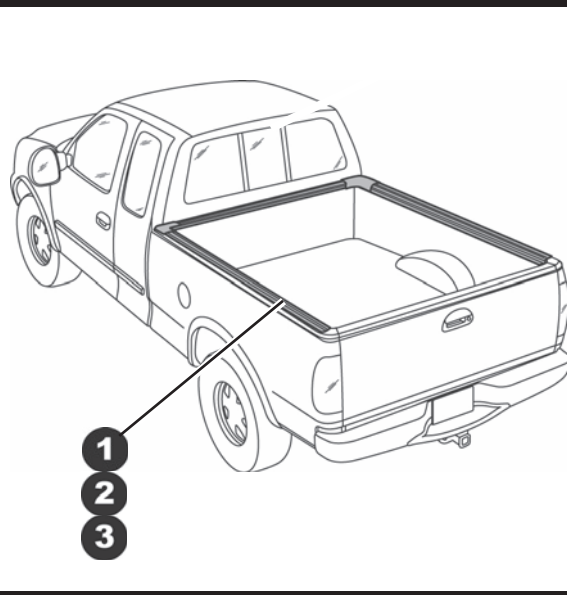
1 Remove Cap Screws

Use a 5/32" Allen Wrench to remove the 10-32 x 1/4" Socket Head Cap Screws in the ends of the channels in the Side BestRails™. Set them aside to be reinstalled to keep the Retractable Tie Downs from sliding out of the channels.

10-32 x 1/4"
Socket Head
Cap Screw

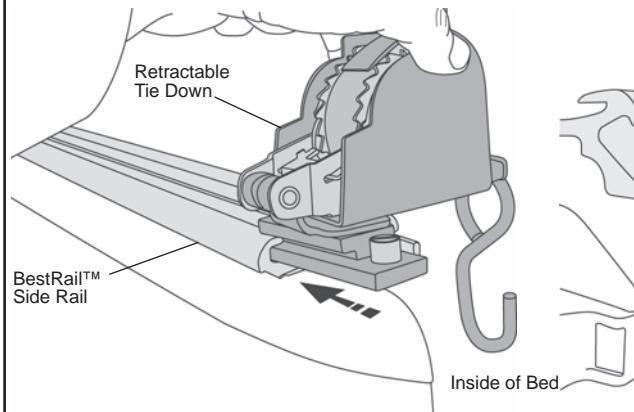


10-32 x 1/4"
Socket Head
Cap Screw



2 Install Retractable Tie Downs in Channel

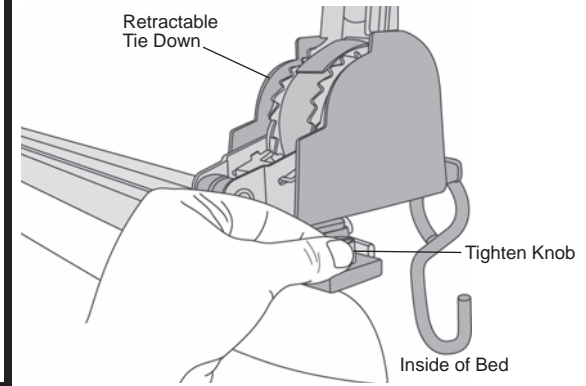
Determine which channel in the BestRail™ you would like to use. Slide the Retractable Tie Down into the channel.



3 Install Knob

Slide the Retractable Tie Downs into the desired position and tighten the knob on each Tie Down.

Reinstall the 10-32 x 1/4" Socket Head Cap Screws in the ends of the channels in the Side BestRails™.



BestRail™ Retractable Tie Down Installation Instructions

LIMITED WARRANTY

We warrant our product to be free from defects in material and workmanship, for the terms specified below, provided there has been normal use and proper maintenance. This warranty applies to the original purchaser only. All remedies under this warranty are limited to the repair or replacement of any item or items found by the factory to be defective within the time period specified. If you have a warranty claim, first you must call our factory at the number below for instructions. You must retain proof of purchase and submit a copy with any items returned for warranty work. Upon completion of warranty work, if any, we will return the repaired or replaced item or items to you freight prepaid. Damage to our products caused by accidents, fire, vandalism, negligence, misinstallation, misuse, Acts of God, or by defective parts not manufactured by us, is not covered under this warranty.

THE WARRANTY TIME PERIOD IS AS FOLLOWS FOR REPLACE-A-TOP™, SAILCLOTH REPLACE-A-TOP™, SUPERTOP®, SUPERTOP® REPLACEMENT SKINS, SUNRIDER®, AND TIGERTOP®: TWO YEARS FROM DATE OF PURCHASE.

THE WARRANTY TIME PERIOD IS AS FOLLOWS FOR ALL OTHER “SOFT GOODS” MANUFACTURED BY OUR COMPANY (USING PRIMARILY VINYL, PLASTICS, AND/OR FOAM): ONE YEAR FROM DATE OF PURCHASE.

THE WARRANTY TIME PERIOD IS AS FOLLOWS FOR ALL OTHER “HARD GOODS” MANUFACTURED BY OUR COMPANY (USING PRIMARILY METALS, PLASTICS, AND/OR FIBERGLASS): ONE YEAR FROM DATE OF PURCHASE.

ANY IMPLIED WARRANTIES OF MERCHANTABILITY AND/OR FITNESS FOR A PARTICULAR PURPOSE CREATED HEREBY ARE LIMITED IN DURATION TO THE SAME DURATION AND SCOPE AS THE EXPRESS WRITTEN WARRANTY. OUR COMPANY SHALL NOT BE LIABLE FOR ANY INCIDENTAL OR CONSEQUENTIAL DAMAGE.

Some states do not allow limitations on how long an implied warranty lasts, or the exclusion or limitation of incidental or consequential damages, so the above limitations or exclusions may not apply to you. This warranty gives you specific legal rights, and you may also have other rights which vary from state to state.



For further information or request for warranty work, please contact:

Bestop Inc., Customer Service

Toll-Free: (800)845-3567

Main: (303)465-1755

E-mail: csbestop@Bestop.com

Website: www.Bestop.com