



# Installation Instructions BestRail™ Headache Rack

Must be used with BestRail™ Accessories: 42791 Overhead Rack





## Vehicle Application:

Headache Rack  
Part Number 42796

## Fits:

- 5-1/2 ft. Full-size Pickup  
BestRail™ 42750
- 5-3/4 ft. Full-size Pickup  
BestRail™ 42760
- 6-1/2 ft. Full-size Pickup  
BestRail™ 42710
- 6-3/4 ft. Full-size Pickup  
BestRail™ 42720
- Ford Super Duty Full-size Pickup  
BestRail™ 42740
- 8 ft. Full-size Pickup  
BestRail™ 42730

[www.Bestop.com](http://www.Bestop.com) - We're here to help! Visit our web site and click on "Ask a Question". Click here for more [Truck Accessories by Bestop](#).

INSTALLATION TIME	SKILL LEVEL
 <b>15 Minutes</b>	 <b>1 - Easy</b>
TOOLS	
 Wrench 7/16" (2 ea.)	 Safety Glasses



DO NOT INSTALL THIS PRODUCT ON ANY VEHICLE OTHER THAN THOSE LISTED ABOVE. This product is only designed for the vehicles listed above. Failure to install this product on the proper vehicle could cause injury to the vehicle occupants and damage to the product.



### WARNING

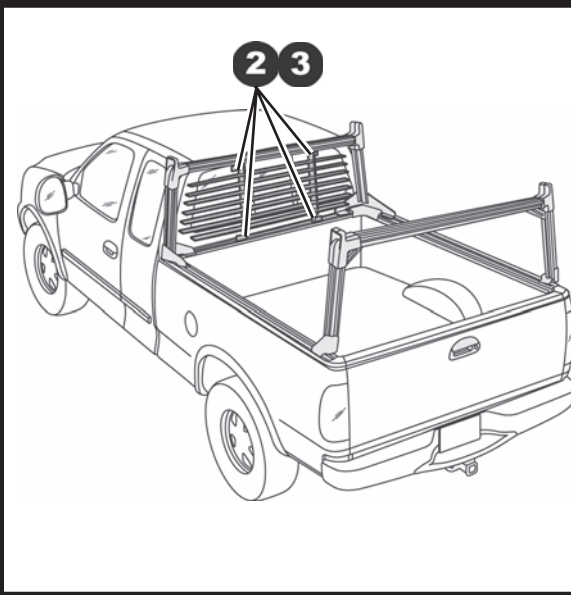
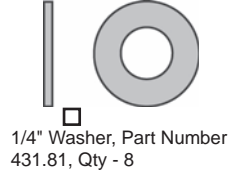
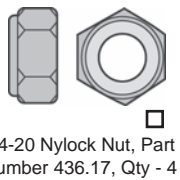
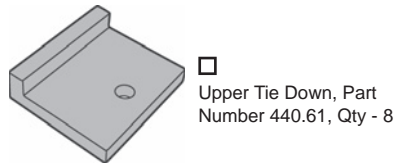
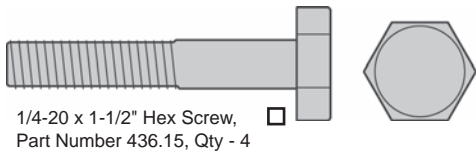
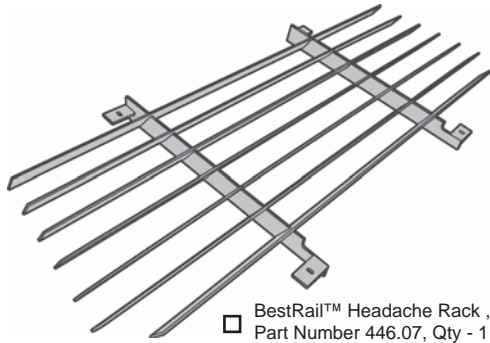
This product is designed primarily to enhance the appearance of the vehicle and to shield the occupants from ordinary weather conditions. Do not rely in any way on the components of this product to contain occupants within the vehicle, or to protect against injury or death in the event of an accident. This product will not protect the occupants from falling objects. Never operate the vehicle in excess of manufacturer's specifications.

### WEAR SEAT BELTS AT ALL TIMES

Read and follow, precisely, all installation instructions provided when installing product. Failure to do so may result in a poor fit and could place occupants of the vehicle in a potentially dangerous situation.

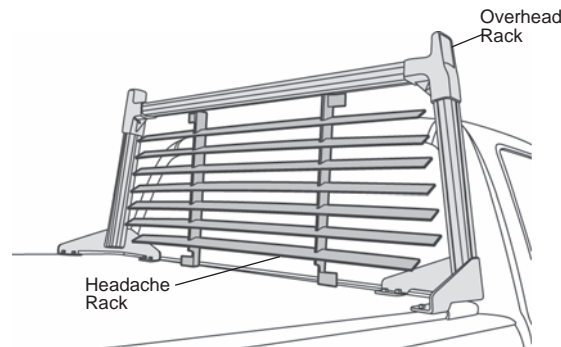
# BestRail™ Headache Rack Installation Instructions

## Parts List and Hardware Identification



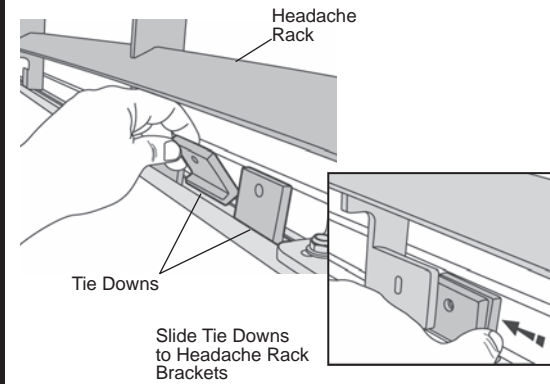
## 1 Center Headache Rack on Vehicle

Center the Headache Rack between the Overhead Rack and the BestRail™.



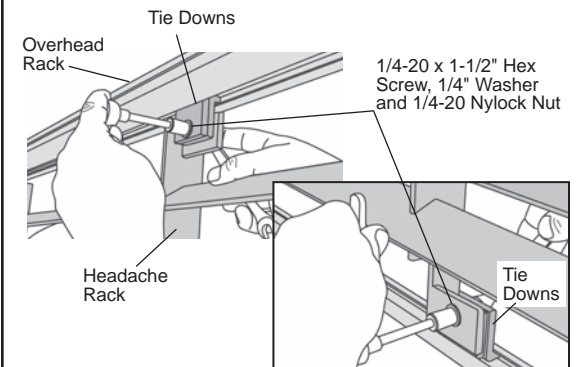
## 2 Install Tie Downs

Slide a pair of Tie Downs, with the flat sides together, into the channel in the BestRail™ and the Overhead Rack near the Headache Rack mounting brackets. Repeat this on both sides.



## 3 Secure Headache Rack

Slide the Tie Downs until they line up with the holes in the Headache Rack. Install 1/4-20 x 1-1/2" Hex Screws, 1/4" Washers and 1/4-20 Nylock Nuts.



## BestRail™ Headache Rack Installation Instructions

---

### LIMITED WARRANTY

We warrant our product to be free from defects in material and workmanship, for the terms specified below, provided there has been normal use and proper maintenance. This warranty applies to the original purchaser only. All remedies under this warranty are limited to the repair or replacement of any item or items found by the factory to be defective within the time period specified. If you have a warranty claim, first you must call our factory at the number below for instructions. You must retain proof of purchase and submit a copy with any items returned for warranty work. Upon completion of warranty work, if any, we will return the repaired or replaced item or items to you freight prepaid. Damage to our products caused by accidents, fire, vandalism, negligence, misinstallation, misuse, Acts of God, or by defective parts not manufactured by us, is not covered under this warranty.

THE WARRANTY TIME PERIOD IS AS FOLLOWS FOR REPLACE-A-TOP™, SAILCLOTH REPLACE-A-TOP™, SUPERTOP®, SUPERTOP® REPLACEMENT SKINS, SUNRIDER®, AND TIGERTOP®: TWO YEARS FROM DATE OF PURCHASE.

THE WARRANTY TIME PERIOD IS AS FOLLOWS FOR ALL OTHER “SOFT GOODS” MANUFACTURED BY OUR COMPANY (USING PRIMARILY VINYL, PLASTICS, AND/OR FOAM): ONE YEAR FROM DATE OF PURCHASE.

THE WARRANTY TIME PERIOD IS AS FOLLOWS FOR ALL OTHER “HARD GOODS” MANUFACTURED BY OUR COMPANY (USING PRIMARILY METALS, PLASTICS, AND/OR FIBERGLASS): ONE YEAR FROM DATE OF PURCHASE.

ANY IMPLIED WARRANTIES OF MERCHANTABILITY AND/OR FITNESS FOR A PARTICULAR PURPOSE CREATED HEREBY ARE LIMITED IN DURATION TO THE SAME DURATION AND SCOPE AS THE EXPRESS WRITTEN WARRANTY. OUR COMPANY SHALL NOT BE LIABLE FOR ANY INCIDENTAL OR CONSEQUENTIAL DAMAGE.

Some states do not allow limitations on how long an implied warranty lasts, or the exclusion or limitation of incidental or consequential damages, so the above limitations or exclusions may not apply to you. This warranty gives you specific legal rights, and you may also have other rights which vary from state to state.



For further information or request for warranty work, please contact:  
Bestop Inc., Customer Service  
Toll-Free: (800)845-3567  
Main: (303)465-1755  
E-mail: [csbestop@Bestop.com](mailto:csbestop@Bestop.com)  
Website: [www.Bestop.com](http://www.Bestop.com)